



2022-2023



CROWLEY INDEPENDENT SCHOOL DISTRICT

Sue Crouch Elementary Quality Report

Comprehensive Accountability System

Metrics that Matter to the Community

DISTRICT-ASSIGNED **TBD**
SCHOOL QUALITY RATING

2022-2023 ACADEMICS

3RD GRADE MATH


Approaches	Meets	Masters
50%	17%	6%

5TH GRADE READING (Board Goal) ★

Approaches	Meets	Masters
74%	61%	20%

TEA Rating: TBD
Baseline Year 2023

Student ENROLLMENT



TEACHER Information

2

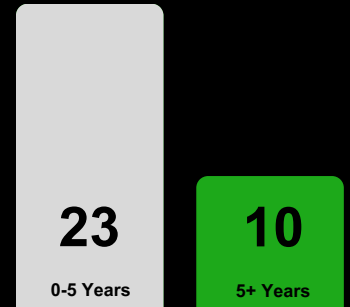
Teacher-to-Student Ratio



1:22

Teacher Student

Teacher Tenure



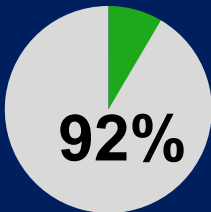
33 TEACHERS ON CAMPUS

Positive Student BEHAVIOR

4

★ (Board Goal)

% of students with no suspensions



Student DISCIPLINE

Discipline Incidents

2021-2022

ISS **34**

OSS **17**

2022-2023

ISS **42**

OSS **13**

In-school suspension Out-of-school suspension

STUDENT SUPPORTS

5

SOCIAL EMOTIONAL LEARNING SUPPORTS


Counselors	✓
SEL Specialists	✓
Interventionists	✓

AFTER SCHOOL PROGRAMS

Clayton Youth Enrichment	✓
Sports and Tutoring	✓
Tutorials	✓

Attendance PERCENTAGE

4



2021-2022

2022-2023

Parent and Student ENGAGEMENT OPPORTUNITIES

PARENT INVOLVEMENT

2

- PTA

STUDENT CLUBS

3

- Safety Patrol
- STEM
- Digital Production
- Show Choir



Campus COMMUNICATION



SOCIAL MEDIA



TEXTS/CALLS



NEWSLETTERS

SCHOOL ENVIRONMENT





2022-2023



CROWLEY INDEPENDENT SCHOOL DISTRICT

Sue Crouch Elementary Quality Report

Comprehensive Accountability System



Crowley ISD School Board

Our aspiration in Crowley ISD is to ensure that all students have access to a GREAT SCHOOL and are provided excellent educational experiences so that they achieve their full potential. When our students graduate from Crowley ISD, they will leave with more than a diploma. They will leave with choices and opportunities. We designed this School Quality Report (SQR) to highlight metrics that matter and to share with our community the areas of progress, the areas of opportunity, and the comprehensive quality of each school in Crowley ISD. This SQR is our effort to increase transparency by synthesizing the quantitative metrics with qualitative parent voices to provide a complete assessment of school quality.

I am a proud parent of a student that attends an elementary school at Crowley ISD. The district has safety guidelines in place, so students can focus on growing academically and socially. The district is rapidly growing, but I know he will continue to receive a quality education from the excellent teachers and staff at Crowley ISD.

Chasity, Sue Crouch Parent

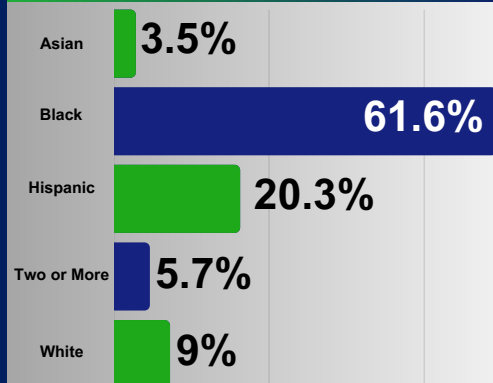
We recently moved to Crowley ISD, and as a family, we were thankful for the enthusiasm about our child, the attention given to her learning and social needs, the positive feedback given daily, and the care and love shown for her and our family. CISD staff are willing to partner with us as a family, take the time to hear our concerns, and are always present, patient and excited. Our child loves her teachers and is excited to share the details of her day, from journal prompts, science experiments, STEM activities, songs learned and games played. As a district, we appreciate Dr. McFarland and our CISD board's vision for the future. We look forward to the amazing growth and innovation, goals that ensure a safe, secure and nurturing school environment, and continued engagement with the community, all while growing tomorrow's leaders. CROWLEY PRIDE UNIFIED!

Demarcus and Nicole, Sue Crouch Parents

As a parent of two students, one alumnus, I am proud to say that Sue Crouch has provided a positive learning environment for my children. The educators are more than just teachers; they are extensions of our family. Answers and solutions are always readily available whenever I have questions or concerns. My daughter is excited to wake up and learn every day in innovative and engaging ways. When I drive away, I know that she is in safe hands. I am thankful to Sue Crouch for promoting leadership, teaching core principles and creating strong foundations for our youth.

Courtneye, Sue Crouch Parent

CAMPUS DEMOGRAPHICS



Economically
DISADVANTAGED
78.77%

RUBRIC SCALE

- 1** NEEDS ATTENTION
- 2** AVERAGE
- 3** GOOD
- 4** EXCEPTIONAL
- 5** GREAT



Visit <http://crowleyisdtx.org> for more details regarding our rubric.



GRADED ON 2022-2023 DATA

CROWLEY INDEPENDENT SCHOOL DISTRICT

Crowley ISD Quality Report

Comprehensive Accountability System Rubric

Metrics that Matter to our Community

RUBRIC SCALE

- 1** NEEDS ATTENTION
- 2** AVERAGE
- 3** GOOD
- 4** EXCEPTIONAL
- 5** GREAT

DISTRICT ASSIGNED SCHOOL QUALITY RATING

- 1** F
- 2** D
- 3** C
- 4** B
- 5** A

FINANCE FUND BALANCE

- 1** Less than 9%
- 2** 10-14%
- 3** 14-17%
- 4** 18-19%
- 5** 20%

TEACHER INFORMATION

Total # of 5 plus year teachers divided by the total # of teachers to get the percentage

- 1** 10-19%
- 2** 20-38%
- 3** 39-48%
- 4** 59-49%
- 5** 60% or greater

GRADUATION RATE

- 1** 89% or less
- 2** 89-90%
- 3** 90-92%
- 4** 93-94%
- 5** 95% or greater

College, Career and Military Readiness (CCMR)

- 1** 60-70%
- 2** 71-80%
- 3** 81-90%
- 4** 91-94%
- 5** 95% or greater

POSITIVE STUDENT BEHAVIOR

ELEMENTARY

- 1** 85 or less
- 2** 86-89
- 3** 90-91
- 4** 92-94
- 5** 95 or greater

SECONDARY

- 1** 69%
- 2** 70-73%
- 3** 74-84%
- 4** 85-91%
- 5** 92% or greater

STUDENT SUPPORTS

ELEMENTARY

- 1** 1 out of 6
- 2** 2 out of 6
- 3** 3 out of 6
- 4** 4 out of 6
- 5** 5 out of 6

SECONDARY

- 1** 2 or less
- 3** 3 out of 6
- 5** 4 out of 5

ATTENDANCE PERCENTAGE

ELEMENTARY

- 1** 85% or less
- 2** 86-89%
- 3** 90-92%
- 4** 93-94%
- 5** 95% or greater

SECONDARY

- 1** 69%
- 2** 70-73%
- 3** 74-84%
- 4** 85-91%
- 5** 92% or greater

PARENT AND STUDENT ENGAGEMENT OPPORTUNITIES

Parent Involvement

- 1** 0 **5** 2 or more
- 2** 1

Student Clubs

- 1** 0 **5** 5 or more
- 2** 1 **3** 3-4

REFER TO SECONDARY RATINGS FOR DISTRICT

Visit <http://crowleyisdtx.org> for more details

SCHOOL ENVIRONMENT

